

IDK-LOK

Fittings & Valves

Instrumentation Pipe & Weld Fittings

No.03-9
August 2017





Safe Component Selection

The selection of component for any applications or system design must be considered to ensure safe performance. Component function, material compatibility, component ratings, proper installation, operation and maintenance remain the sole responsibility of the system designer and the user. DK-Lok accepts no liability for any improper selection, installation, operation or maintenance.

IDK-LOK
Fittings & Valves

Head Quarters and Factory

7, Golden root-ro 129beon-gil, Juchon-myeon, Gimhae-si, Gyeongsangnam-do, South Korea 621-842
Tel. +82-55-338-0114 Fax. +82-55-901-0141

Thread Fittings

Close Nipple
GNC



04

Pipe Plug
GP



07

Tee
GT



10

Hex Nipple
GNH



04

Hex Coupling
GCG



08

Run Tee
GTR



10

Hex Reducing Nipple
GNR



05

Hex Reducing Coupling
GCGR



08

Branch Tee
GTB



11

Hex Nipple
GNH



05

Union Ball Joint
GJU



08

Male Tee
GTM



11

Hex Nipple
GNH



05

ISO Parallel Copper
GASKET DGC



08

Cross
GX



11

Hex Long Nipple
GNL



05

Hollow Hex Plug
GPA



08

Adapter
GAAMF



06

Hollow Hex Plug
GPB



08

Reducing Adapter
GABMF



06

Snubber Fitting
GS



09

Adapter
GACMF



06

Elbow
GL



09

Adapter
GADMF



06

Street Elbow
GLS



09

Reducing Hex Bushing
GHB



07

Reducing Street Elbow
GLSR



10

Pipe Cap
GC

























07

Male Elbow
GLM



10

| 10K Thread Fittings | | | Thread Fittings for Over 1" | | | Weld Fittings | | |
|--------------------------------------|---|----|-------------------------------|--|----|--|---|----|
| Elbow GL-10K |  | 12 | Elbow GL-6K |  | 15 | Union GUSW |  | 16 |
| Tee GT-10K |  | 12 | Tee GT-6K |  | 15 | Union Elbow GLSW |  | 16 |
| Cross GX-10K |  | 13 | Hex Coupling GCG-6K |  | 15 | Union Tee GTSW |  | 16 |
| Hex Nipple GNH-10K |  | 13 | Hex Coupling GNH-6K |  | 15 | Male Connector GCMSW |  | 16 |
| Hex Coupling GCG-10K |  | 13 | Cross GX-6K |  | 15 | Female Connector GCFSW |  | 17 |
| Male Adapter GAAMF-10K |  | 13 | | | | Male Elbow GLMSW |  | 17 |
| Reducing Adapter GABMF-10K |  | 14 | | | | Female Elbow GLFSW |  | 17 |
| Reducing Adapter GAMF-10K |  | 14 | | | | Pipe to Tube Socket Weld GUWSW |  | 17 |
| | | | | | | Tube to Tube Socket Weld GUTWSW |  | 18 |



DK-Lok Thread Fittings

Three different ratings are available to fit your specific application.

- Standard rating : page 3
- 10,000 psig : page 12
- 6,000 psig : page 15

DK-Lok Weld Fittings

See page 16

- Tube Socket Weld
- Pipe Butt-weld

Features of DK-Lok Thread Fittings

- Wrench flat body design allowing standard Hex. wrench assembly.
- Attractive finishes to suit precision equipment.
- Much less-weight design compared to Class 3000 pipe fittings.
- Fine pipe thread construction equals or exceeds the requirement of ASME B1.20.1 to ensure maximum thread engagement.
- Male pipe threads capped for protection from damages.
- Fitting materials available in SS316, Brass and Carbon Steel.

Thread Fittings - Standard Rating

DK-Lok Thread Fittings - Standard Rating are designed to the requirements of ASME B31.3 process piping code. The pipe thread sizes are available 1/8" to 1"

Table 1. Pressure Ratings

| Size Designator | NPT/ISO Pipe Size | Stainless Steel 316 | | | | Brass | | | | Carbon Steel | | | |
|-----------------|-------------------|---------------------|--------|--------|-------|-------|-------|--------|-------|--------------|--------|--------|-------|
| | | Male | | Female | | Male | | Female | | Male | | Female | |
| | | bar | psig | bar | psig | bar | psig | bar | psig | bar | psig | bar | psig |
| 2 | 1/8 | 689 | 10,000 | 420 | 6,100 | 337 | 4,900 | 207 | 3,000 | 689 | 10,000 | 420 | 6,100 |
| 4 | 1/4 | 558 | 8,100 | 434 | 6,300 | 275 | 4,000 | 214 | 3,200 | 558 | 8,100 | 434 | 6,300 |
| 6 | 3/8 | 524 | 7,600 | 345 | 5,000 | 262 | 3,800 | 172 | 2,500 | 524 | 7,600 | 345 | 5,000 |
| 8 | 1/2 | 517 | 7,500 | 324 | 4,700 | 255 | 3,700 | 158 | 2,300 | 517 | 7,500 | 324 | 4,700 |
| 12 | 3/4 | 496 | 7,200 | 303 | 4,400 | 248 | 3,600 | 152 | 2,200 | 496 | 7,200 | 303 | 4,400 |
| 16 | 1 | 365 | 5,300 | 296 | 4,300 | 172 | 2,500 | 145 | 2,100 | 365 | 5,300 | 296 | 4,300 |

- Pressure ratings listed are for temperature up to 37°C (100°F)
- Pressure rating is calculated at -28 to 37°C (-20 to 100°F) using allowable stress value of 20,000psi for SS316, 10,000psi for Brass, and 20,000psi for Carbon Steel as per ASME B31.3 Process Piping Code.
- To determine the working pressure of ASME B31.1 Power Piping Code, multiply the ASME B31.3 rating by 0.94. Brass pressure ratings remain the same.
- The pressure ratings of reducing hex bushing (GHB), pipe plug (GP), and shaped fittings such as Elbow, Tee, Crosses are not covered in this table. See the pressure rating in the dimensional table.

Table 2. Material Standards and Temperature Range

| Materials | Bar Stock | Forgings | Maximum Temperature |
|---------------------|---|------------------------------------|---------------------|
| Stainless Steel 316 | ASTM A276 Type 316 / ASTM A479 Type 316 | ASTM A182 F316 | 537°C (1000°F) |
| Brass | JIS H3250 C3604 / ASTM B453 C35300 | JIS H3250 C3771 / ASTM B283 C37700 | 204 °C (400°F) |
| Carbon Steel | ASTM A108 / JIS G4051 S20C - S48C | ASTM A105 / JIS G4051 S20C - S48C | 190 °C (375 °F) |

Table 3. Temperature De-rating Factors

| Temp. | °F | 100 | 200 | 300 | 400 | 500 | 600 | 700 | 800 | 900 | 1,000 | 1,200 |
|--------|-----------------|------|------|------|------|------|------|------|------|------|-------|-------|
| | °C | 38 | 93 | 149 | 204 | 260 | 316 | 371 | 427 | 482 | 538 | 649 |
| Factor | Stainless Steel | 1.00 | 1.00 | 1.00 | 0.97 | 0.90 | 0.85 | 0.82 | 0.80 | 0.78 | 0.77 | 0.49 |
| | Brass | 1.00 | 0.78 | 0.69 | 0.13 | | | | | | | |
| | Carbon Steel | 1.00 | 0.94 | 0.91 | 0.88 | | | | | | | |

To determine the allowable working pressure at a specific temperature, multiply the working pressure by the applicable factor shown in table 3. Example: The working pressure of GNC-2N-S at 700 °F. 10 000 psig x 0.82 = 8200 psig.

Table 4. Temperature Ratings of O-ring, Gasket Materials

System temperature may be limited by the O-ring, Gasket material or thread sealant.

| Component | Applicable Part # | Material | Temperature Ratings |
|-------------------|-------------------|--|-------------------------------|
| O-ring | Designator : BN | NBR | -20 to 105°C (-4 to 221°F) |
| | Designator : VT | FKM | -28 to 204°C (-18 to 400°F) |
| | Designator : KZ | FFKM | -30 to 275°C (-22 to 527°F) |
| Copper Gasket | DGC- | Copper | -198 to 204°C (-324 to 400°F) |
| NBR bonded Gasket | DGB- | NBR bonded Carbon Steel Ring | -40 to 110°C (-40 to 230°F) |
| FKM bonded Gasket | DGV- | FKM bonded bonded Stainless Steel Ring | -28 to 204°C (-20 to 400°F) |

Table 5. Pipe Thread Designator

| Designator | Pipe | NPT ASME B1.20.1 | ISO Thread | |
|------------|------|------------------|-----------------|--------------------|
| | | | Tapered ISO 7-1 | Parallel ISO 228-1 |
| 2 | 1/8 | 2N | 2R | 2G |
| 4 | 1/4 | 4N | 4R | 4G |
| 6 | 3/8 | 6N | 6R | 6G |
| 8 | 1/2 | 8N | 8R | 8G |
| 12 | 3/4 | 12N | 12R | 12G |
| 16 | 1 | 16N | 16R | 16G |

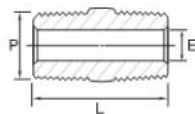
How to order

Select the desired fitting basic part number, and add a material designator below. Example: GL-2N-S

| Material | SS 316 / 316L Dual Grade | Carbon Steel | Brass |
|---------------------|--------------------------|--------------|-------|
| Material Designator | S | C | B |

CLOSE NIPPLE

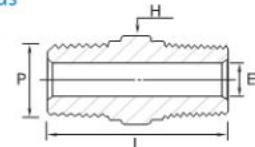
GNC Male NPT both ends



| Part Number | P NPT in. | L mm | E mm |
|-------------|-----------|-------|------|
| GNC- 2N | 1/8 | 19.05 | 4.8 |
| GNC- 4N | 1/4 | 28.4 | 7.1 |
| GNC- 6N | 3/8 | 28.4 | 9.6 |
| GNC- 8N | 1/2 | 38.1 | 11.9 |
| GNC-12N | 3/4 | 38.1 | 15.7 |
| GNC-16N | 1 | 47.8 | 22.4 |

HEX NIPPLE

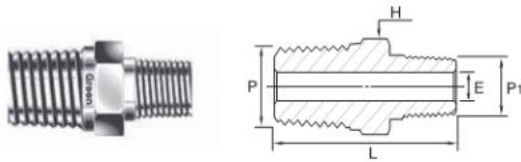
GNH Male NPT both ends



| Part Number | P NPT in. | L mm | E mm | H Hex mm |
|-------------|-----------|-------|------|----------|
| GNH- 2N | 1/8 | 25.65 | 4.8 | 11.1 |
| GNH- 4N | 1/4 | 35.56 | 7.1 | 14.2 |
| GNH- 6N | 3/8 | 36.32 | 9.6 | 17.4 |
| GNH- 8N | 1/2 | 46.73 | 11.9 | 22.2 |
| GNH-12N | 3/4 | 46.73 | 15.7 | 26.9 |
| GNH-16N | 1 | 58.92 | 22.3 | 34.9 |

HEX REDUCING NIPPLE

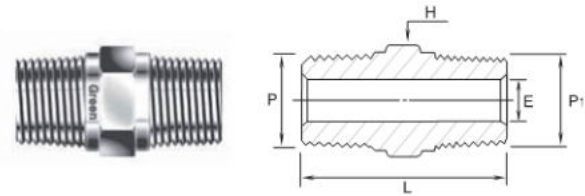
GNR Male NPT to reduced male NPT



| Part Number | P NPT in. | P1 Reduced NPT in. | L mm | E mm | H Hex mm |
|-------------|-----------------|--------------------------|---------|---------|----------------|
| GNR 4-2N | 1/4 | 1/8 | 30.7 | 4.8 | 14.2 |
| GNR 6-2N | 3/8 | 1/8 | 32.0 | 4.8 | 17.4 |
| GNR 6-4N | 3/8 | 1/4 | 36.1 | 7.1 | 17.4 |
| GNR 8-2N | 1/2 | 1/8 | 37.2 | 4.8 | 22.2 |
| GNR 8-4N | 1/2 | 1/4 | 41.7 | 7.1 | 22.2 |
| GNR 8-6N | 1/2 | 3/8 | 41.7 | 9.6 | 22.2 |
| GNR 12-4N | 3/4 | 1/4 | 41.7 | 7.1 | 26.9 |
| GNR 12-8N | 3/4 | 1/2 | 46.7 | 11.9 | 26.9 |
| GNR 16-4N | 1 | 1/4 | 49.3 | 7.1 | 34.9 |
| GNR 16-8N | 1 | 1/2 | 54.1 | 11.9 | 34.9 |

HEX NIPPLE

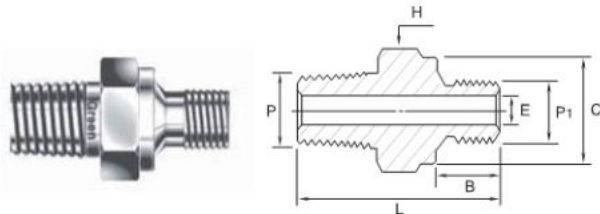
GNH Male NPT to ISO tapered



| Part Number | P NPT in. | P1 ISO Thread Size | L mm | E mm | H Hex mm |
|-------------|-----------------|--------------------------|---------|---------|----------------|
| GNH- 2NR | 1/8 | 1/8-28 (7-1) | 24.6 | 4.8 | 11.1 |
| GNH- 4NR | 1/4 | 1/4-19 (7-1) | 35.6 | 7.1 | 14.2 |
| GNH- 6NR | 3/8 | 3/8-19 (7-1) | 36.3 | 9.6 | 17.4 |
| GNH- 8NR | 1/2 | 1/2-14 (7-1) | 46.7 | 11.9 | 22.2 |
| GNH-12NR | 3/4 | 3/4-14 (7-1) | 46.7 | 15.7 | 26.9 |
| GNH-16NR | 1 | 1-11 (7-1) | 58.9 | 22.4 | 34.9 |

HEX NIPPLE

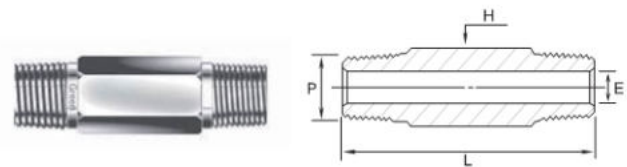
GNH Male NPT to male ISO parallel



| Part Number | P NPT in. | P1 ISO Thread Size | L mm | B mm | C mm | E mm | H Hex mm |
|-------------|-----------------|--------------------------|---------|---------|---------|---------|----------------|
| GNH- 2NG | 1/8 | 1/8-28 (228-1) | 27.4 | 7.1 | 13.7 | 4.1 | 14.2 |
| GNH- 4NG | 1/4 | 1/4-19 (228-1) | 36.8 | 11.2 | 17.8 | 5.8 | 19.05 |
| GNH- 6NG | 3/8 | 3/8-19 (228-1) | 37.6 | 11.2 | 21.8 | 7.9 | 22.2 |
| GNH- 8NG | 1/2 | 1/2-14 (228-1) | 45.0 | 14.2 | 26.1 | 11.9 | 26.9 |
| GNH-12NG | 3/4 | 3/4-14 (228-1) | 49.0 | 15.7 | 31.5 | 15.7 | 33.3 |
| GNH-16NG | 1 | 1-11 (228-1) | 56.9 | 18.3 | 38.9 | 19.8 | 41 |

HEX LONG NIPPLE

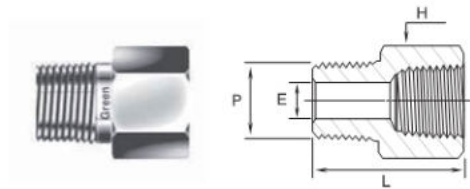
GNL Male NPT both ends



| Part Number | P NPT in. | L mm | E mm | H Hex mm |
|-------------|-----------------|---------|---------|----------------|
| GNL- 2N | 1/8 | ★ | 4.8 | 11.1 |
| GNL- 4N | 1/4 | ★ | 7.1 | 14.2 |
| GNL- 6N | 3/8 | ★ | 9.7 | 17.4 |
| GNL- 8N | 1/2 | ★ | 11.9 | 22.2 |
| GNL-12N | 3/4 | ★ | 15.7 | 26.9 |
| GNL-16N | 1 | ★ | 22.4 | 34.9 |

ADAPTER

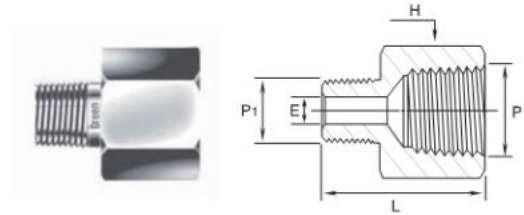
GAAMF Male NPT to equal female NPT



| Part Number | P NPT in. | L mm | E mm | H Hex mm |
|-------------|-----------|-------|------|----------|
| GAAMF-2N | 1/8 | 27.94 | 4.8 | 14.2 |
| GAAMF-4N | 1/4 | 35.56 | 7.1 | 19.05 |
| GAAMF-6N | 3/8 | 38.35 | 9.6 | 22.2 |
| GAAMF-8N | 1/2 | 49.27 | 11.9 | 26.9 |
| GAAMF-12N | 3/4 | 51.3 | 15.7 | 33.3 |
| GAAMF-16N | 1 | 57.91 | 22.3 | 41.2 |

REDUCING ADAPTER

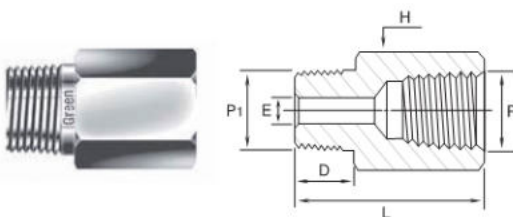
GABMF Male NPT to larger female NPT



| Part Number | P1 Male NPT in. | P Female NPT in. | L mm | E mm | H Hex mm |
|--------------|-----------------|------------------|------|------|----------|
| GABMF 2-4N | 1/8 | 1/4 | 31.5 | 4.8 | 19.05 |
| GABMF 2-6N | 1/8 | 3/8 | 33.5 | 4.8 | 22.2 |
| GABMF 4-6N | 1/4 | 3/8 | 37.8 | 7.1 | 22.2 |
| GABMF 2-8N | 1/8 | 1/2 | 40.0 | 4.8 | 26.9 |
| GABMF 4-8N | 1/4 | 1/2 | 44.5 | 7.1 | 26.9 |
| GABMF 6-8N | 3/8 | 1/2 | 44.5 | 9.6 | 26.9 |
| GABMF 4-12N | 1/4 | 3/4 | 45.7 | 7.1 | 33.3 |
| GABMF 6-12N | 3/8 | 3/4 | 45.7 | 9.6 | 33.3 |
| GABMF 8-12N | 1/2 | 3/4 | 51.1 | 11.9 | 33.3 |
| GABMF 4-16N | 1/4 | 1 | 50.8 | 7.1 | 41.2 |
| GABMF 8-16N | 1/2 | 1 | 54.9 | 11.9 | 41.2 |
| GABMF 12-16N | 3/4 | 1 | 55.1 | 15.7 | 41.2 |

ADAPTER

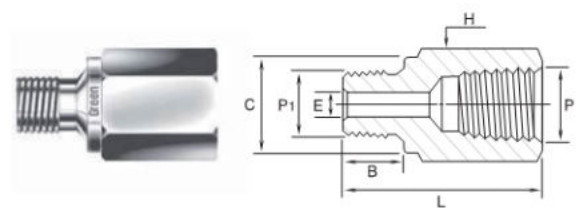
GACMF Male ISO tapered to Female NPT



| Part Number | P NPT in. | P1 ISO Thread Size | L mm | D mm | E mm | H Hex mm |
|-------------|-----------|--------------------|------|------|------|----------|
| GACMF-2RN | 1/8 | 1/8-28 (7-1) | 27.4 | 9.7 | 4.8 | 14.2 |
| GACMF-4RN | 1/4 | 1/4-19 (7-1) | 35.8 | 14.2 | 7.1 | 19.05 |
| GACMF-6RN | 3/8 | 3/8-19 (7-1) | 37.6 | 14.2 | 9.7 | 22.2 |
| GACMF-8RN | 1/2 | 1/2-14 (7-1) | 49.0 | 19.1 | 11.9 | 26.9 |
| GACMF-12RN | 3/4 | 3/4-14 (7-1) | 50.3 | 19.1 | 15.7 | 33.3 |
| GACMF-16RN | 1 | 1-11 (7-1) | 58.0 | 23.9 | 22.3 | 41.2 |

ADAPTER

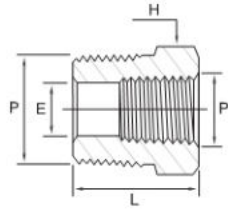
GADMF Male ISO parallel to female NPT



| Part Number | P NPT in. | P1 ISO Thread Size | L mm | B mm | C mm | E mm | H Hex mm |
|-------------|-----------|--------------------|------|------|------|------|----------|
| GADMF-2GN | 1/8 | 1/8-28 (228-1) | 24.9 | 7.1 | 13.7 | 4.1 | 14.2 |
| GADMF-4GN | 1/4 | 1/4-19 (228-1) | 33.3 | 11.2 | 17.8 | 5.8 | 19.05 |
| GADMF-6GN | 3/8 | 3/8-19 (228-1) | 37.8 | 11.2 | 21.8 | 7.9 | 22.2 |
| GADMF-8GN | 1/2 | 1/2-14 (228-1) | 43.9 | 14.2 | 26.1 | 11.9 | 26.9 |
| GADMF-12GN | 3/4 | 3/4-14 (228-1) | 50.8 | 15.7 | 31.5 | 15.7 | 33.3 |
| GADMF-16GN | 1 | 1-11 (228-1) | 53.1 | 18.3 | 38.9 | 19.8 | 41.2 |

REDUCING HEX BUSHING

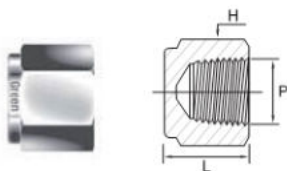
GHB Male NPT to reduced female NPT



| Part Number | P Male NPT in. | P1 Female NPT in. | L mm | E mm | H Hex mm | Working Pressure bar (psig) | |
|-------------|----------------------|-------------------------|---------|---------|----------------|-----------------------------|------------|
| | | | | | | SS316,C.Steel | Brass |
| GHB 4- 2N | 1/4 | 1/8 | 26.7 | 7.1 | 14.2 | 447 (6400) | 227 (3200) |
| GHB 6- 2N | 3/8 | 1/8 | 21.8 | 8.5 | 17.4 | 633 (9100) | 323 (4600) |
| GHB 6- 4N | 3/8 | 1/4 | 30.0 | 9.6 | 19.05 | 454 (6500) | 227 (3200) |
| GHB 8- 2N | 1/2 | 1/8 | 27.4 | 8.5 | 22.2 | 840 (12100) | 427 (6100) |
| GHB 8- 4N | 1/2 | 1/4 | 27.4 | 11.7 | 22.2 | 571 (8200) | 303 (4300) |
| GHB 8- 6N | 1/2 | 3/8 | 35.6 | 11.9 | 22.2 | 365 (5200) | 179 (2500) |
| GHB12- 4N | 3/4 | 1/4 | 27.4 | 11.4 | 26.9 | 826 (11900) | 413 (5900) |
| GHB12- 6N | 3/4 | 3/8 | 27.4 | 15.0 | 26.9 | 564 (8100) | 296 (4200) |
| GHB12- 8N | 3/4 | 1/2 | 41.4 | 15.7 | 26.9 | 337 (4800) | 165 (2300) |
| GHB16- 4N | 1 | 1/4 | 34.8 | 11.4 | 34.9 | 999 (14400) | 509 (7300) |
| GHB16- 8N | 1 | 1/2 | 34.8 | 18.5 | 34.9 | 592 (8500) | 296 (4200) |
| GHB16-12N | 1 | 3/4 | 34.8 | 22.4 | 34.9 | 365 (5200) | 179 (2500) |

PIPE CAP

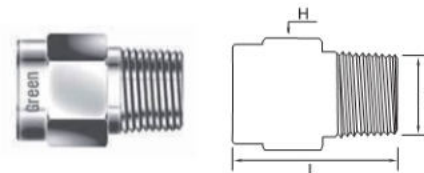
GC Female NPT



| Part Number | P NPT in. | L mm | H Hex mm |
|-------------|-----------------|---------|----------------|
| GC- 2N | 1/8 | 19.1 | 14.2 |
| GC- 4N | 1/4 | 22.9 | 19.05 |
| GC- 6N | 3/8 | 26.2 | 22.2 |
| GC- 8N | 1/2 | 34.0 | 26.9 |
| GC-12N | 3/4 | 36.6 | 33.3 |
| GC-16N | 1 | 41.1 | 41.2 |

PIPE PLUG

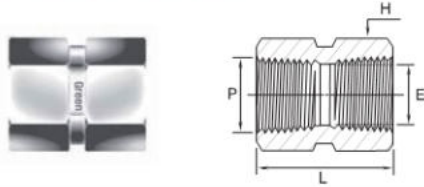
GP Male NPT



| Part Number | P NPT in. | L mm | H Hex mm |
|-------------|-----------------|---------|----------------|
| GP- 2N | 1/8 | 19.05 | 11.1 |
| GP- 4N | 1/4 | 24.1 | 14.2 |
| GP- 6N | 3/8 | 25 | 17.4 |
| GP- 8N | 1/2 | 30.5 | 22.2 |
| GP-12N | 3/4 | 30.5 | 26.9 |
| GP-16N | 1 | 38.1 | 34.9 |

HEX COUPLING

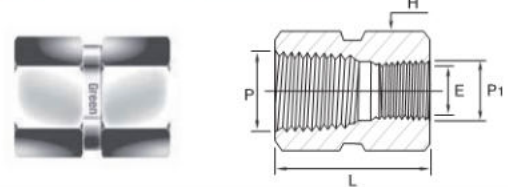
GCG Female NPT both ends



| Part Number | P NPT in. | L mm | E mm | H Hex mm |
|-------------|-----------|-------|-------|----------|
| GCG-2N | 1/8 | 20.57 | 8.9 | 14.2 |
| GCG-4N | 1/4 | 30.22 | 10.87 | 19.05 |
| GCG-6N | 3/8 | 33.27 | 15.0 | 22.2 |
| GCG-8N | 1/2 | 39.62 | 18.7 | 26.9 |
| GCG-12N | 3/4 | 41.14 | 23.5 | 33.3 |
| GCG-16N | 1 | 50.8 | 29.7 | 41.2 |

HEX REDUCING COUPLING

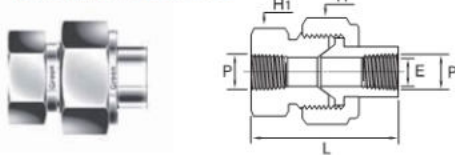
GCGR Female NPT to reduced female NPT



| Part Number | P NPT in. | P1 Reduced NPT in. | L mm | E mm | H Hex mm |
|-------------|-----------|--------------------|------|------|----------|
| GCGR 4-2N | 1/4 | 1/8 | 31.2 | 8.9 | 19.05 |
| GCGR 6-4N | 3/8 | 1/4 | 34.8 | 11.7 | 22.2 |
| GCGR 8-2N | 1/2 | 1/8 | 39.4 | 8.7 | 26.9 |
| GCGR 8-4N | 1/2 | 1/4 | 44.2 | 11.7 | 26.9 |
| GCGR 8-6N | 1/2 | 3/8 | 45.0 | 15.0 | 26.9 |
| GCGR 12-4N | 3/4 | 1/4 | 45.7 | 11.7 | 33.3 |
| GCGR 16-12N | 1 | 3/4 | 57.0 | 23.5 | 41.2 |

UNION BALL JOINT

GJU Female NPT both ends



| Part Number | P NPT in. | L mm | E mm | H Hex mm | H1 Wrench Flat mm |
|-------------|-----------|------|------|----------|-------------------|
| GJU-2N | 1/8 | 45.7 | 6.9 | 28.6 | 23.8 |
| GJU-4N | 1/4 | 59.4 | 9.1 | 34.9 | 30.2 |
| GJU-6N | 3/8 | 63.5 | 13.2 | 38.1 | 33.3 |
| GJU-8N | 1/2 | 68.6 | 15.7 | 44.5 | 41.3 |
| GJU-12N | 3/4 | 79.2 | 22.4 | 50.8 | 47.6 |
| GJU-16N | 1 | 90.4 | 26.2 | 63.5 | 60.3 |

ISO PARALLEL COPPER GASKET

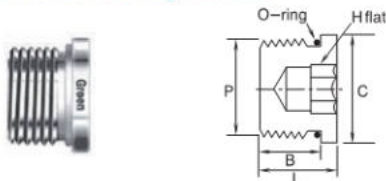
DGC For ISO Parallel male thread



| Part Number | ISO 228-1 | E mm | H mm | D mm |
|-------------|-----------|------|------|------|
| DGC-2 | 1/8 | 9.9 | 1.0 | 15.0 |
| DGC-4 | 1/4 | 13.2 | 1.5 | 19.1 |
| DGC-6 | 3/8 | 16.8 | 1.5 | 23.1 |
| DGC-8 | 1/2 | 21.1 | 1.5 | 26.9 |
| DGC-12 | 3/4 | 26.7 | 2.0 | 33.0 |
| DGC-16 | 1 | 33.3 | 2.0 | 40.1 |

HOLLOW HEX PLUG

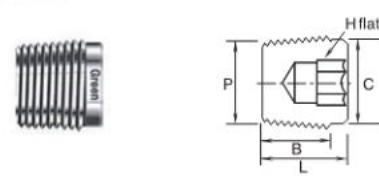
GPA Male SAE/MS Straight Thread



| Part Number | P SAE/MS Thread | L mm | B mm | C mm | H mm | Uniform O-ring Size |
|-------------|-----------------|------|------|------|-------|---------------------|
| GPA-4U | 7/16-20 | 11.4 | 9.1 | 14.2 | 4.76 | -904 |
| GPA-6U | 9/16-18 | 12.2 | 9.9 | 17.5 | 6.35 | -906 |
| GPA-8U | 3/4-16 | 14.2 | 11.2 | 22.4 | 7.93 | -908 |
| GPA-12U | 1 1/16-12 | 19.1 | 15.0 | 31.8 | 14.28 | -912 |
| GPA-16U | 1 5/16-12 | 19.1 | 15.0 | 38.1 | 15.87 | -916 |

HOLLOW HEX PLUG

GPB Male NPT

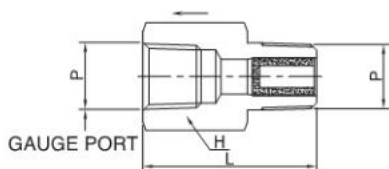


| Part Number | P NPT in. | L mm | B mm | C mm | H mm |
|-------------|-----------|------|------|------|------|
| GPB-2N | 1/8 | 10.4 | 7.4 | 9.4 | 4.76 |
| GPB-4N | 1/4 | 15.5 | 12.4 | 12.1 | 6.35 |
| GPB-6N | 3/8 | 15.0 | 11.9 | 15.7 | 7.93 |
| GPB-8N | 1/2 | 19.3 | 16.2 | 19.3 | 9.52 |

SNUBBER FITTING GS

Snubber fitting consists of fitting and sintered SS316 element. This protects pressure gauge or instruments from system pressure surge and shock.

The sintered element damps (snubs) the line pressure shock but it eventually allows the gauge to readout the line pressure, reducing the gauge's response time.

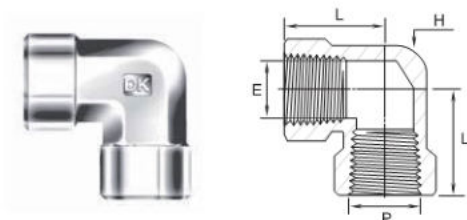


| Part Number | P NPT in. | L mm | H mm | Working Pressure at 20°C (70°F) bar(psig) | |
|--------------|-----------------|---------|---------|---|------------|
| | | | | SS316 | Brass |
| GS-MF-4N-05* | 1/4 | 35.6 | 3/4 | 303 (4400) | 151 (2200) |
| GS-MF-8N-05* | 1/2 | 49.3 | 1 1/16 | 337 (4900) | 165 (2400) |

| Element Designator* | Pore Size Range, μm | Element Porosity | Cv |
|---------------------|---------------------|------------------|-------|
| 05 | 0.5 - 2 | 17% | 0.046 |
| 2 | 1 - 4 | 22% | 0.056 |
| 7 | 5 - 10 | 27% | 0.12 |
| 15 | 11 - 25 | 36% | 0.13 |
| 60 | 50 - 75 | 44% | 0.38 |
| 90 | 75 - 110 | 45% | 0.50 |

ELBOW

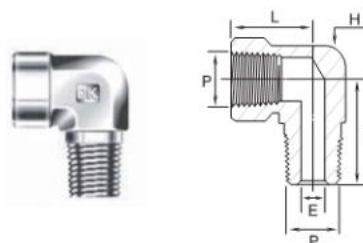
GL Female NPT both ends



| Part Number | P NPT in. | L mm | E mm | H Wrench Flat mm | Pressure Rating psi (bar) | |
|-------------|-----------------|---------|---------|---------------------------|------------------------------|---------------|
| | | | | | SS316, C.Steel | Brass |
| GL-2N | 1/8 | 24.1 | 8.9 | 12.7 | 6200 (427) | 3100 (213) |
| GL-4N | 1/4 | 29.0 | 11.7 | 17.5 | 7200 (496) | 3600 (248) |
| GL-6N | 3/8 | 34.5 | 15.0 | 20.6 | 5600 (385) | 2800 (192) |
| GL-8N | 1/2 | 37.0 | 18.7 | 25.4 | 5600 (385) | 2800 (192) |
| GL-12N | 3/4 | 46.5 | 23.5 | 31.8 | 5100 (351) | 2500 (172) |
| GL-16N | 1 | 48.8 | 29.7 | 42.9 | 6400 (440) | 3200 (220) |

STREET ELBOW

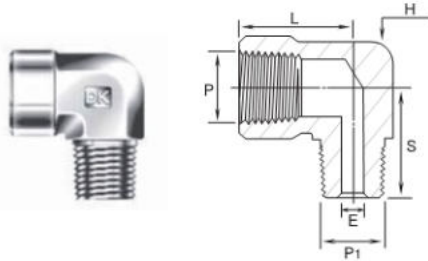
GLS Female to male NPT



| Part Number | P NPT in. | L mm | S mm | E mm | H Wrench Flat mm | Pressure Rating psi (bar) | |
|-------------|-----------------|---------|---------|---------|---------------------------|------------------------------|---------------|
| | | | | | | SS316, C.Steel | Brass |
| GLS-2N | 1/8 | 24.1 | 19.6 | 4.8 | 12.7 | 6200 (427) | 3100 (213) |
| GLS-4N | 1/4 | 29.0 | 26.5 | 7.1 | 17.5 | 7200 (496) | 3600 (248) |
| GLS-6N | 3/8 | 34.5 | 28.2 | 9.6 | 20.6 | 5600 (385) | 2800 (192) |
| GLS-8N | 1/2 | 37.0 | 35.3 | 11.9 | 25.4 | 5600 (385) | 2800 (192) |
| GLS-12N | 3/4 | 46.5 | 39.6 | 15.7 | 31.8 | 5100 (351) | 2500 (172) |
| GLS-16N | 1 | 48.8 | 49.2 | 22.3 | 42.9 | 5300 (365) | 2600 (179) |

REDUCING STREET ELBOW

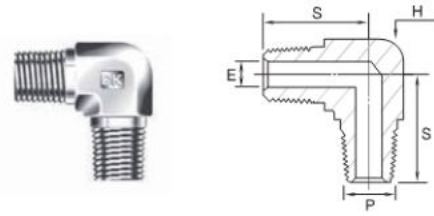
GLSR Female to reduced Male NPT



| Part Number | P NPT in. | P1 Male NPT in. | L mm | S mm | E mm | H Wrench Flat mm | Pressure Rating psi (bar) | |
|-------------|-----------|-----------------|------|------|------|------------------|---------------------------|------------|
| | | | | | | | SS316, C.Steel | Brass |
| GLSR 4-2N | 1/4 | 1/8 | 29.0 | 22.4 | 4.8 | 17.5 | 7200 (496) | 3600 (248) |
| GLSR 6-4N | 3/8 | 1/4 | 34.5 | 28.2 | 7.1 | 20.6 | 5600 (385) | 2800 (192) |
| GLSR 8-4N | 1/2 | 1/4 | 37.0 | 30.5 | 7.1 | 25.4 | 5600 (385) | 2800 (192) |
| GLSR 8-6N | 1/2 | 3/8 | 37.0 | 30.5 | 9.6 | 25.4 | 5600 (385) | 2800 (192) |
| GLSR12-8N | 3/4 | 1/2 | 46.5 | 41.6 | 11.9 | 31.8 | 5100 (351) | 2500 (172) |
| GLSR16-8N | 1 | 1/2 | 48.8 | 45.5 | 11.9 | 42.9 | 5300 (365) | 2600 (179) |

MALE ELBOW

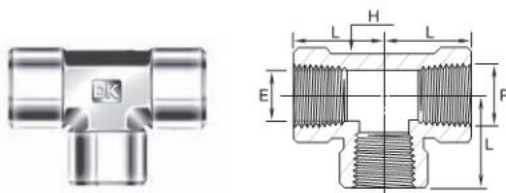
GLM Male NPT both ends



| Part Number | P NPT in. | S mm | E mm | H Wrench Flat mm | Pressure Rating psi (bar) | |
|-------------|-----------|-------|------|------------------|---------------------------|------------|
| | | | | | SS316, C.Steel | Brass |
| GLM - 2N | 1/8 | 19.05 | 4.8 | 12.7 | 10000 (689) | 5000 (344) |
| GLM - 4N | 1/4 | 24.5 | 7.1 | 12.7 | 8000 (551) | 4000 (275) |
| GLM - 6N | 3/8 | 26.9 | 9.6 | 17.5 | 7800 (537) | 3900 (268) |
| GLM - 8N | 1/2 | 33.2 | 11.9 | 20.6 | 7700 (530) | 3800 (261) |
| GLM - 12N | 3/4 | 35.3 | 15.7 | 25.4 | 7300 (502) | 3600 (248) |
| GLM - 16N | 1 | 44.5 | 22.3 | 31.8 | 5300 (365) | 2600 (179) |

TEE

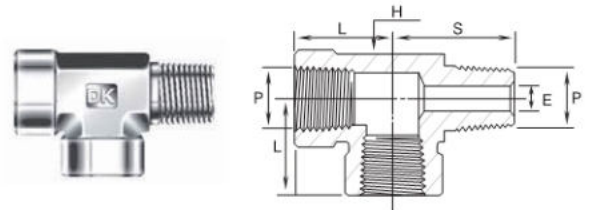
GT Female NPT



| Part Number | P NPT in. | L mm | E mm | H Wrench Flat mm | Pressure Rating psi (bar) | |
|-------------|-----------|------|------|------------------|---------------------------|------------|
| | | | | | SS316, C.Steel | Brass |
| GT- 2N | 1/8 | 24.1 | 8.9 | 12.7 | 6200 (437) | 3100 (213) |
| GT- 4N | 1/4 | 29.0 | 11.7 | 17.5 | 7200 (496) | 3600 (248) |
| GT- 6N | 3/8 | 34.5 | 15.0 | 20.6 | 5600 (385) | 2800 (192) |
| GT- 8N | 1/2 | 37.0 | 18.7 | 25.4 | 5600 (385) | 2800 (192) |
| GT-12N | 3/4 | 46.5 | 23.5 | 31.8 | 5100 (351) | 2500 (172) |
| GT-16N | 1 | 48.8 | 29.7 | 42.9 | 6400 (440) | 3200 (220) |

RUN TEE

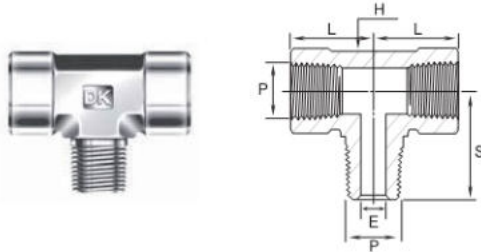
GTR Female to male to female NPT



| Part Number | P NPT in. | L mm | S mm | E mm | H Wrench Flat mm | Pressure Rating psi (bar) | |
|-------------|-----------|------|------|------|------------------|---------------------------|------------|
| | | | | | | SS316, C.Steel | Brass |
| GTR- 2N | 1/8 | 24.1 | 19.6 | 4.8 | 12.7 | 6200 (427) | 3100 (213) |
| GTR- 4N | 1/4 | 29.0 | 26.5 | 7.1 | 17.5 | 7200 (496) | 3600 (248) |
| GTR- 6N | 3/8 | 34.5 | 28.2 | 9.6 | 20.6 | 5600 (385) | 2800 (192) |
| GTR- 8N | 1/2 | 37.0 | 35.3 | 11.9 | 25.4 | 5600 (385) | 2800 (192) |
| GTR-12N | 3/4 | 46.5 | 39.6 | 15.7 | 31.8 | 5100 (351) | 2500 (172) |
| GTR-16N | 1 | 48.8 | 49.2 | 22.3 | 42.9 | 5300 (365) | 2600 (179) |

BRANCH TEE

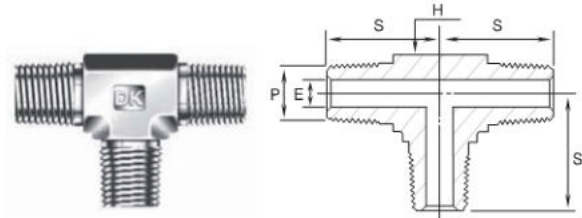
GTB Female to female to male NPT



| Part Number | P NPT in. | L mm | S mm | E mm | H Wrench Flat mm | Pressure Ratings, psig(bar) | |
|-------------|-----------------|---------|---------|---------|---------------------------|--------------------------------|---------------|
| | | | | | | SS316, C.Steel | Brass |
| GTB-2N | 1/8 | 24.1 | 19.6 | 4.8 | 12.7 | 6200 (427) | 3100 (213) |
| GTB-4N | 1/4 | 29.0 | 26.5 | 7.1 | 17.5 | 7200 (496) | 3600 (248) |
| GTB-6N | 3/8 | 34.5 | 28.2 | 9.6 | 20.6 | 5600 (385) | 2800 (192) |
| GTB-8N | 1/2 | 37.0 | 35.3 | 11.9 | 25.4 | 5600 (385) | 2800 (192) |
| GTB-12N | 3/4 | 46.5 | 39.6 | 15.7 | 31.8 | 5100 (351) | 2500 (172) |
| GTB-16N | 1 | 48.8 | 49.2 | 22.3 | 42.9 | 5300 (365) | 2600 (179) |

MALE TEE

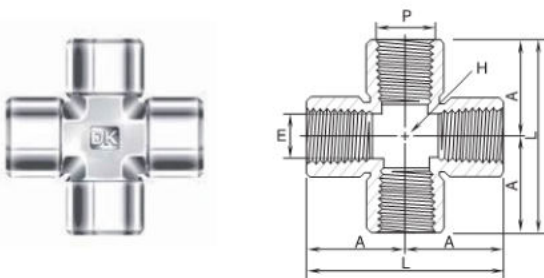
GTM Male NPT



| Part Number | P NPT in. | S mm | E mm | H Wrench Flat mm | Pressure Ratings, psig(bar) | |
|-------------|-----------------|---------|---------|---------------------------|--------------------------------|---------------|
| | | | | | SS316, C.Steel | Brass |
| GTM-2N | 1/8 | 19.05 | 4.8 | 12.7 | 10000 (689) | 5000 (344) |
| GTM-4N | 1/4 | 24.5 | 7.1 | 12.7 | 8000 (551) | 4000 (275) |
| GTM-6N | 3/8 | 26.9 | 9.6 | 17.5 | 7800 (537) | 3900 (268) |
| GTM-8N | 1/2 | 33.2 | 11.9 | 20.6 | 7700 (530) | 3800 (261) |
| GTM-12N | 3/4 | 35.3 | 15.7 | 25.4 | 7300 (502) | 3600 (248) |
| GTM-16N | 1 | 44.5 | 22.3 | 31.8 | 5300 (365) | 2600 (179) |

CROSS

GX Female NPT



| Part Number | P NPT in. | L mm | E mm | H Wrench Flat mm | Pressure Ratings, psig(bar) | |
|-------------|-----------------|---------|---------|---------------------------|--------------------------------|---------------|
| | | | | | SS316, C.Steel | Brass |
| GX-2N | 1/8 | 48.2 | 8.6 | 12.7 | 6200 (427) | 3100 (213) |
| GX-4N | 1/4 | 58.0 | 11.4 | 17.5 | 7200 (496) | 3600 (248) |
| GX-6N | 3/8 | 69.0 | 15.0 | 20.6 | 5600 (385) | 2800 (192) |
| GX-8N | 1/2 | 74.0 | 18.5 | 25.4 | 5600 (385) | 2800 (192) |
| GX-12N | 3/4 | 93.0 | 23.9 | 31.8 | 5100 (351) | 2500 (172) |
| GX-16N | 1 | 97.6 | 29.7 | 42.9 | 5300 (365) | 2600 (179) |

10K Thread Fittings

Pressure Rating : 10,000 psi (690 bar)



10K Rating

Standard Rating

DK-Lok 10K Thread Fittings are especially designed to assure safe service in the high pressure application of 10 000psig.

The 10,000 psig working pressure satisfy the design requirements of ASME B31.3 Processing Pipe Code.

Features

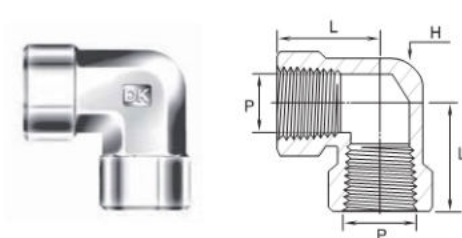
- The fittings are available in 1/8" through 1" pipe threads.
- The Male Pipe Threads are precisely rolled for a high pressure application.
- Fittings are available only in stainless steel material. Therefore the part numbers of these fittings include the material designator -S.

Table 5. **Material Standards**

| Material | Form | Standards |
|---------------------|-----------|---|
| Stainless Steel 316 | Bar Stock | ASTM A276 Type 316 / ASTM A479 Type 316 |
| | Forging | ASTM A182 F316 |

ELBOW

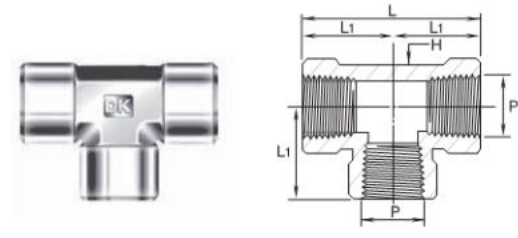
GL-10K Female NPT both ends



| Part Number | P NPT in. | H Wrench flat in.(mm) | L mm |
|--------------|-----------|-----------------------|------|
| GL-2N-10K-S | 1/8 | 13/16(20.65) | 26.0 |
| GL-4N-10K-S | 1/4 | 1(25.4) | 37.0 |
| GL-6N-10K-S | 3/8 | 1-1/4(31.75) | 46.5 |
| GL-8N-10K-S | 1/2 | 1-11/16(42.86) | 50.0 |
| GL-12N-10K-S | 3/4 | 50 | 57.0 |
| GL-16N-10K-S | 1 | 55 | 57.0 |

TEE

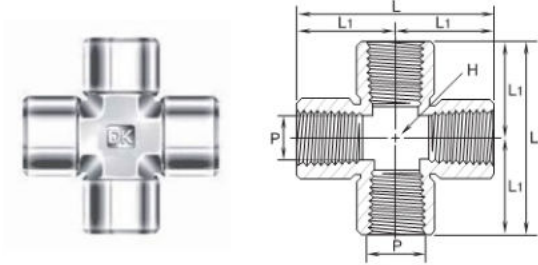
GT-10K Female NPT



| Part Number | P NPT in. | H Wrench flat in.(mm) | L mm | L1 mm |
|--------------|-----------|-----------------------|------|-------|
| GT-2N-10K-S | 1/8 | 13/16(20.65) | 52 | 26 |
| GT-4N-10K-S | 1/4 | 1(25.4) | 74 | 37 |
| GT-6N-10K-S | 3/8 | 1-1/4(31.75) | 93 | 46.5 |
| GT-8N-10K-S | 1/2 | 1-11/16(42.86) | 100 | 50 |
| GT-12N-10K-S | 3/4 | 50 | 114 | 57 |
| GT-16N-10K-S | 1 | 55 | 114 | 57 |

CROSS

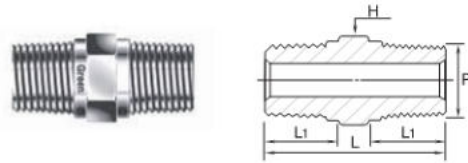
GX-10K Female NPT both ends



| Part Number | P NPT in. | H Wrench flat in.(mm) | L mm | L1 mm |
|--------------|-----------|-----------------------|------|-------|
| GX-2N-10K-S | 1/8 | 13/16 (20.65) | 52 | 26 |
| GX-4N-10K-S | 1/4 | 1 (25.4) | 74 | 37 |
| GX-6N-10K-S | 3/8 | 1-1/4 (31.75) | 93 | 46.5 |
| GX-8N-10K-S | 1/2 | 1-11/16 (42.86) | 100 | 50 |
| GX-12N-10K-S | 3/4 | 50 | 114 | 57 |
| GX-16N-10K-S | 1 | 55 | 114 | 57 |

HEX NIPPLE

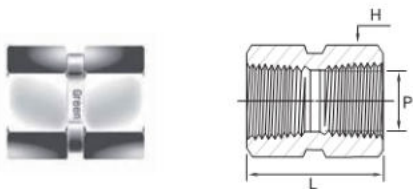
GNH-10K Male NPT both ends



| Part Number | P NPT in. | H HEX in.(mm) | L mm | L1 mm |
|---------------|-----------|----------------|------|-------|
| GNH-2N-10K-S | 1/8 | 7/16 (11.11) | 25.6 | 7.4 |
| GNH-4N-10K-S | 1/4 | 9/16 (14.28) | 35.5 | 14.2 |
| GNH-6N-10K-S | 3/8 | 11/16 (17.46) | 36.3 | 19.1 |
| GNH-8N-10K-S | 1/2 | 7/8 (22.2) | 46.7 | 19.1 |
| GNH-12N-10K-S | 3/4 | 1-1/16 (26.98) | 46.7 | 19.1 |
| GNH-16N-10K-S | 1 | 1-3/8 (34.92) | 58.9 | 23.9 |

HEX COUPLING

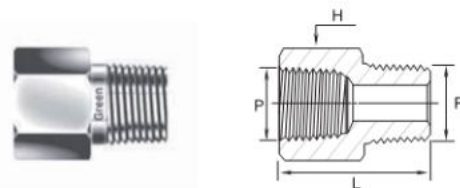
GCG-10K Female NPT both ends



| Part Number | P NPT in. | H HEX in.(mm) | L mm |
|---------------|-----------|---------------|------|
| GCG-2N-10K-S | 1/8 | 13/16 (20.65) | 20.5 |
| GCG-4N-10K-S | 1/4 | 1 (25.4) | 30.2 |
| GCG-6N-10K-S | 3/8 | 1-1/4 (31.75) | 33.2 |
| GCG-8N-10K-S | 1/2 | 1-1/2 (38.1) | 39.6 |
| GCG-12N-10K-S | 3/4 | 1-3/4 (44.4) | 41.1 |
| GCG-16N-10K-S | 1 | 2-1/8 (53.9) | 50.8 |

ADAPTER

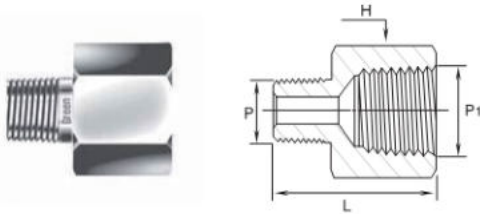
GAAMF-10K Female NPT to male NPT



| Part Number | P NPT in. | H HEX in.(mm) | L mm |
|-----------------|-----------|---------------|------|
| GAAMF-2N-10K-S | 1/8 | 13/16 (20.65) | 27.9 |
| GAAMF-4N-10K-S | 1/4 | 1 (25.4) | 36.7 |
| GAAMF-6N-10K-S | 3/8 | 1-1/4 (31.75) | 38.5 |
| GAAMF-8N-10K-S | 1/2 | 1-1/2 (38.1) | 51.3 |
| GAAMF-12N-10K-S | 3/4 | 1-3/4 (44.4) | 52.1 |
| GAAMF-16N-10K-S | 1 | 2-1/8 (53.9) | 58.7 |

REDUCING ADAPTER

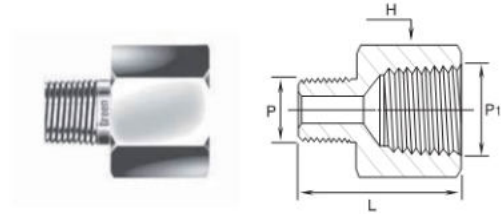
GABMF-10K Male NPT to larger female NPT



| Part Number | P NPT in. | P1 NPT in. | H HEX in.(mm) | L mm |
|-------------------|-----------|------------|---------------|------|
| GABMF2-4N-10K-S | 1/8 | 1/4 | 1 (25.4) | 32.2 |
| GABMF4-6N-10K-S | 1/4 | 3/8 | 1-1/4 (31.75) | 38.5 |
| GABMF4-8N-10K-S | 1/4 | 1/2 | 1-1/2 (38.1) | 46.4 |
| GABMF4-12N-10K-S | 1/4 | 3/4 | 1-3/4 (44.4) | 47.2 |
| GABMF6-8N-10K-S | 3/8 | 1/2 | 1-1/2 (38.1) | 46 |
| GABMF6-12N-10K-S | 3/8 | 3/4 | 1-3/4 (44.4) | 47.2 |
| GABMF6-16N-10K-S | 3/8 | 1 | 2-1/8 (53.9) | 49 |
| GABMF8-12N-10K-S | 1/2 | 3/4 | 1-3/4 (44.4) | 52.1 |
| GABMF8-16N-10K-S | 1/2 | 1 | 2-1/8 (53.9) | 53.9 |
| GABMF12-16N-10K-S | 3/4 | 1 | 2-1/8 (53.9) | 53.9 |

REDUCING ADAPTER

GAMF-10K Male NPT to reduced female NPT



| Part Number | P NPT in. | P1 NPT in. | H HEX in.(mm) | L mm |
|------------------|-----------|------------|----------------|------|
| GAMF4-2N-10K-S | 1/4 | 1/8 | 13/16 (20.65) | 32.4 |
| GAMF6-2N-10K-S | 3/8 | 1/8 | 13/16 (20.65) | 32.4 |
| GAMF6-4N-10K-S | 3/8 | 1/4 | 1 (25.4) | 36.3 |
| GAMF8-2N-10K-S | 1/2 | 1/8 | 7/8 (22.2) | 37.3 |
| GAMF8-4N-10K-S | 1/2 | 1/4 | 1 (25.4) | 41.2 |
| GAMF8-6N-10K-S | 1/2 | 3/8 | 1-1/4 (31.75) | 43.4 |
| GAMF12-4N-10K-S | 3/4 | 1/4 | 1-1/16 (26.98) | 41.6 |
| GAMF12-6N-10K-S | 3/4 | 3/8 | 1-1/4 (31.75) | 43.4 |
| GAMF12-8N-10K-S | 3/4 | 1/2 | 1-1/2 (38.1) | 51.3 |
| GAMF16-4N-10K-S | 1 | 1/4 | 1-3/8 (34.92) | 46.4 |
| GAMF16-8N-10K-S | 1 | 1/2 | 1-1/2 (38.1) | 55.7 |
| GAMF16-12N-10K-S | 1 | 3/4 | 1-3/4 (44.4) | 56.9 |

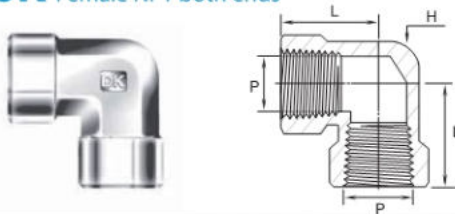
DK-Lok 6K Thread Fittings are developed especially for over 1" piping system where 6,000 psig pressure rating is required. The 6,000 psig fittings are designed and rated specifically for 6,000 psi working pressure meeting the requirements of ASME B31.3 Processing Pipe Code.

Features

- The fittings are available in 1 1/4", 1 1/2" and 2" pipe threads.
- Fittings are available only in stainless steel material. Therefore the part numbers of these fittings include the material designator -S.

ELBOW

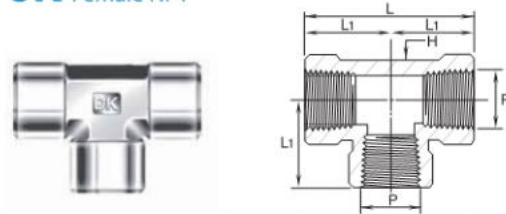
GL-6K Female NPT both ends



| Part Number | Working Pressure | P NPT in. | H Wrench flat in.(mm) | L mm |
|-------------|----------------------|-----------|-----------------------|------|
| GL-20N-6K-S | 6,000 psi 413 bar | 1-1/4 | 2-3/4 (69.85) | 70 |
| GL-24N-6K-S | 6,000 psi 413 bar | 1-1/2 | 2-3/4 (69.85) | 70 |
| GL-32N-6K-S | 6,000 psi 413 bar | 2 | 3 (76.2) | 70 |

TEE

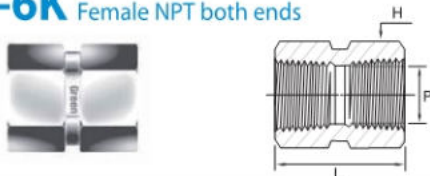
GT-6K Female NPT



| Part Number | Working Pressure | P NPT in. | H Wrench flat in.(mm) | L mm | L1 mm |
|-------------|----------------------|-----------|-----------------------|------|-------|
| GT-20N-6K-S | 6,000 psi 413 bar | 1-1/4 | 2-3/4 (69.85) | 140 | 70 |
| GT-24N-6K-S | 6,000 psi 413 bar | 1-1/2 | 2-3/4 (69.85) | 140 | 70 |
| GT-32N-6K-S | 6,000 psi 413 bar | 2 | 3 (76.2) | 140 | 70 |

HEX COUPLING

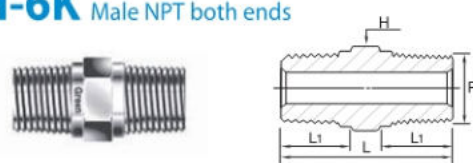
GCG-6K Female NPT both ends



| Part Number | Working Pressure | P NPT in. | H HEX in.(mm) | L mm |
|--------------|----------------------|-----------|------------------|-------|
| GCG-20N-6K-S | 6,000 psi 413 bar | 1-1/4 | 2-1/8 (53.9) | 66.55 |
| GCG-24N-6K-S | 6,000 psi 413 bar | 1-1/2 | 2-3/4 (69.85) | 66.55 |
| GCG-32N-6K-S | 6,000 psi 413 bar | 2 | 3 (76.2) | 66.55 |

HEX NIPPLE

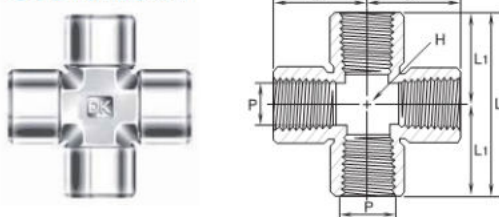
GNH-6K Male NPT both ends



| Part Number | Working Pressure | P NPT in. | H HEX in.(mm) | L mm | L1 mm |
|--------------|----------------------|-----------|------------------|-------|-------|
| GNH-20N-6K-S | 6,000 psi 413 bar | 1-1/4 | 1-3/4 (44.45) | 61.21 | 23.9 |
| GNH-24N-6K-S | 6,000 psi 413 bar | 1-1/2 | 2 (50.8) | 68 | 26.2 |
| GNH-32N-6K-S | 6,000 psi 413 bar | 2 | 2-3/4 (69.85) | 69.8 | 26.9 |

CROSS

GX-6K Female NPT



| Part Number | Working Pressure | P NPT in. | H HEX in.(mm) | L mm | L1 mm |
|-------------|----------------------|-----------|------------------|------|-------|
| GX-20N-6K-S | 6,000 psi 413 bar | 1-1/4 | 2-3/4 (69.85) | 140 | 70 |
| GX-24N-6K-S | 6,000 psi 413 bar | 1-1/2 | 2-3/4 (69.85) | 140 | 70 |
| GX-32N-6K-S | 6,000 psi 413 bar | 2 | 3 (76.2) | 140 | 70 |

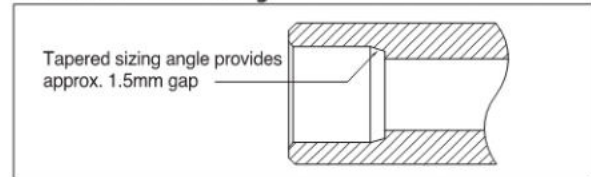
Weld Fittings

DK-Lok weld fittings are designed to provide permanent weld connections in pressure impulse, system vibration, and temperature cycling. Tube socket end design meets and exceeds the requirements of ASME B16.11 for ease of tube socket welding.

Features

- DK-Lok weld tube socket ports have a tapered sizing angle at the end that holds tubing properly and provides approx. 1.5mm(0.08") welding gap as specified in ASME B16.11. This feature allows consistent welding assembly as well as pre-assembly of many tubing runs before welding.
- Fittings are available in stainless steel only. Thus the part number of table below contains the material designator-S.

Tube socket weld fitting



Technical information

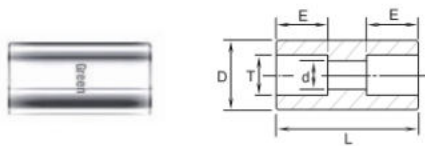
Use like tubing and fitting material. This ensure the same coefficient of expansion & reduction in the thermal cycle and the same corrosion resistance.

Standard fitting material is Stainless steel ASTM A276 type 316 of bar stock and ASTM A182 F316 of forging.

Pressure ratings shown in the dimensional tables are calculated in accordance with the requirements of ASME B31.3

UNION

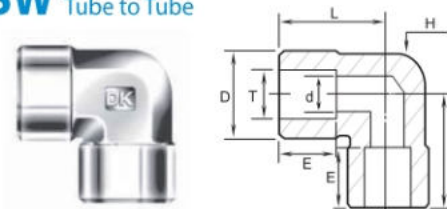
GUSW Tube to Tube



| Part Number | T Tube O.D. | d mm | D mm | E mm | L mm | Working psig | Pressure bar |
|-------------|----------------|---------|---------|---------|---------|-----------------|-----------------|
| GUSW-4T-S | 1/4 | 4.6 | 13.0 | 7.1 | 19.0 | 10,000 | 689 |
| GUSW-6T-S | 3/8 | 7.1 | 15.8 | 7.9 | 22.4 | 7,600 | 523 |
| GUSW-8T-S | 1/2 | 10.2 | 19.0 | 9.7 | 26.9 | 6,200 | 427 |
| GUSW-10T-S | 5/8 | 12.7 | 24.0 | 10.4 | 30.2 | 6,400 | 440 |
| GUSW-12T-S | 3/4 | 15.7 | 26.9 | 11.2 | 33.3 | 5,500 | 378 |
| GUSW-16T-S | 1 | 22.1 | 35.0 | 15.7 | 36.6 | 5,200 | 358 |

UNION ELBOW

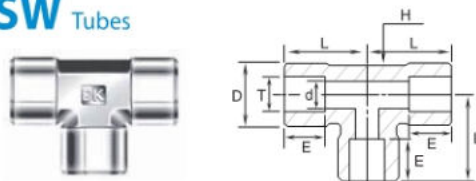
GLSW Tube to Tube



| Part Number | T Tube O.D. | d mm | D mm | E mm | H Wrench Flat mm | L mm | Working psig | Pressure bar |
|-------------|----------------|---------|---------|---------|------------------------|---------|-----------------|-----------------|
| GLSW-4T-S | 1/4 | 4.6 | 13.4 | 7.1 | 12.7 | 21.8 | 11,300 | 778 |
| GLSW-6T-S | 3/8 | 7.1 | 15.8 | 7.9 | 12.7 | 24.5 | 8,400 | 578 |
| GLSW-8T-S | 1/2 | 10.2 | 20.6 | 9.7 | 17.4 | 29.0 | 7,800 | 537 |
| GLSW-10T-S | 5/8 | 12.7 | 23.8 | 10.4 | 20.6 | 34.5 | 6,700 | 461 |
| GLSW-12T-S | 3/4 | 15.7 | 28.6 | 11.2 | 25.4 | 37.0 | 6,700 | 461 |
| GLSW-16T-S | 1 | 22.1 | 35.0 | 15.7 | 31.8 | 46.5 | 5,800 | 400 |

UNION TEE

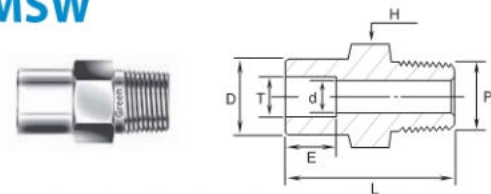
GTSW Tubes



| Part Number | T Tube O.D. | d mm | D mm | E mm | H Wrench Flat mm | L mm | Working psig | Pressure bar |
|-------------|----------------|---------|---------|---------|------------------------|---------|-----------------|-----------------|
| GTSW-2T-S | 1/8 | 2.3 | 13.4 | 2.5 | 12.7 | 15.0 | 11,800 | 813 |
| GTSW-4T-S | 1/4 | 4.6 | 13.4 | 7.1 | 12.7 | 21.8 | 11,300 | 778 |
| GTSW-6T-S | 3/8 | 7.1 | 15.8 | 7.9 | 12.7 | 24.0 | 8,400 | 578 |
| GTSW-8T-S | 1/2 | 10.2 | 20.6 | 9.7 | 17.4 | 29.0 | 7,800 | 537 |
| GTSW-10T-S | 5/8 | 12.7 | 23.8 | 10.4 | 20.6 | 34.5 | 6,700 | 461 |
| GTSW-12T-S | 3/4 | 15.7 | 28.6 | 11.2 | 25.4 | 37.0 | 6,700 | 461 |
| GTSW-16T-S | 1 | 22.1 | 35.0 | 15.7 | 31.8 | 46.5 | 5,800 | 400 |

MALE CONNECTOR

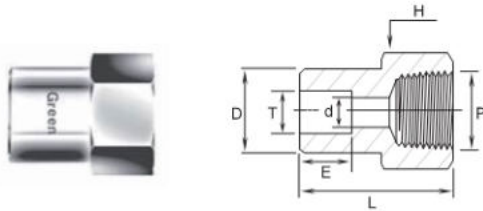
GCMSW



| Part Number | T Tube O.D. | P NPT in. | d mm | D mm | E mm | H Hex mm | L mm | Working psig | Pressure bar |
|--------------|----------------|-----------------|---------|---------|---------|----------------|---------|-----------------|-----------------|
| GCMSW4T-4N-S | 1/4 | 1/4 | 4.6 | 12.2 | 7.1 | 14.2 | 29.2 | 7,500 | 516 |
| GCMSW6T-4N-S | 3/8 | 1/4 | 7.1 | 15.3 | 7.9 | 15.8 | 31.8 | 7,500 | 516 |
| GCMSW6T-6N-S | 3/8 | 3/8 | 7.1 | 15.3 | 7.9 | 17.4 | 31.8 | 7,300 | 502 |
| GCMSW6T-8N-S | 3/8 | 1/2 | 7.1 | 15.3 | 7.9 | 22.2 | 37.8 | 7,200 | 496 |
| GCMSW8T-4N-S | 1/2 | 1/4 | 7.1 | 18.5 | 9.7 | 19.05 | 33.3 | 6,200 | 427 |
| GCMSW8T-6N-S | 1/2 | 3/8 | 9.4 | 18.5 | 9.7 | 19.05 | 33.3 | 6,200 | 427 |
| GCMSW8T-8N-S | 1/2 | 1/2 | 10.2 | 18.5 | 9.7 | 22.2 | 38.9 | 6,200 | 427 |

FEMALE CONNECTOR

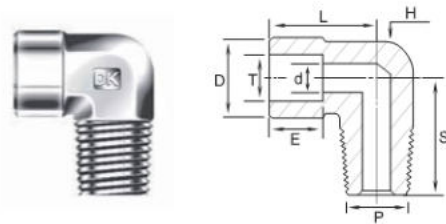
GCFSW Tube to female NPT



| Part Number | T Tube OD | P-NPT | d mm | D mm | E mm | H Hex mm | L mm | Working psig | Pressure bar |
|----------------|--------------|-------|---------|---------|---------|----------------|---------|-----------------|-----------------|
| GCFSW 2T-2N-S | 1/8 | 1/8 | 2.3 | 7.4 | 2.5 | 14.2 | 21.1 | 6100 | 420 |
| GCFSW 4T-2N-S | 1/4 | 1/8 | 4.6 | 12.2 | 7.1 | 14.2 | 26.7 | 6100 | 420 |
| GCFSW 4T-4N-S | 1/4 | 1/4 | 4.6 | 12.2 | 7.1 | 19.05 | 30.0 | 6200 | 427 |
| GCFSW 6T-4N-S | 3/8 | 1/4 | 7.1 | 15.3 | 7.9 | 19.05 | 31.5 | 6200 | 427 |
| GCFSW 8T-6N-S | 1/2 | 3/8 | 10.2 | 18.5 | 9.7 | 22.2 | 34.5 | 5000 | 344 |
| GCFSW 8T-8N-S | 1/2 | 1/2 | 10.2 | 18.5 | 9.7 | 26.9 | 40.4 | 4600 | 316 |
| GCFSW10T-8N-S | 5/8 | 1/2 | 12.7 | 23.4 | 10.4 | 26.9 | 41.9 | 4600 | 316 |
| GCFSW12T-12N-S | 3/4 | 3/4 | 15.7 | 26.7 | 11.2 | 33.3 | 43.9 | 4300 | 296 |

MALE ELBOW

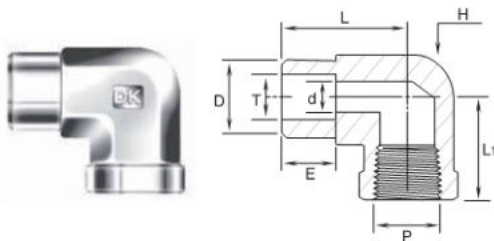
GLMSW Tube to male NPT



| Part Number | T Tube OD | P-NPT | d mm | D mm | E mm | H Wrench Flat mm | L mm | S mm | Working psig | Pressure bar |
|----------------|--------------|-------|---------|---------|---------|---------------------------|---------|---------|-----------------|-----------------|
| GLMSW 4T-4N-S | 1/4 | 1/4 | 4.6 | 15.8 | 7.1 | 12.7 | 20.1 | 24.5 | 7500 | 516 |
| GLMSW 6T-4N-S | 3/8 | 1/4 | 7.1 | 15.8 | 7.9 | 12.7 | 24.1 | 24.5 | 7500 | 516 |
| GLMSW 6T-6N-S | 3/8 | 3/8 | 7.1 | 20.6 | 7.9 | 17.4 | 24.6 | 29.0 | 7300 | 502 |
| GLMSW 6T-8N-S | 3/8 | 1/2 | 7.1 | 15.2 | 7.9 | 20.6 | 25.9 | 34.5 | 7200 | 496 |
| GLMSW 8T-8N-S | 1/2 | 1/2 | 10.2 | 20.6 | 9.7 | 20.6 | 27.4 | 34.5 | 6200 | 427 |
| GLMSW12T-12N-S | 3/4 | 3/4 | 15.7 | 28.6 | 11.2 | 25.4 | 37.0 | 37.0 | 6700 | 461 |

FEMALE ELBOW

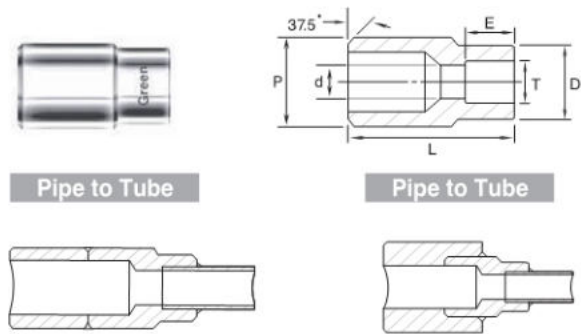
GLFSW Tube to female NPT



| Part Number | T Tube OD | P-NPT | d mm | D mm | E mm | H Wrench Flat mm | L mm | L1 mm | Working Pressure | |
|--------------|--------------|-------|---------|---------|---------|---------------------------|---------|----------|------------------|-----|
| | | | | | | | | | psig | bar |
| GLFSW4T-4N-S | 1/4 | 1/4 | 4.6 | 12.2 | 7.1 | 17.4 | 22.9 | 29.7 | 6200 | 427 |
| GLFSW6T-4N-S | 3/8 | 1/4 | 7.1 | 15.3 | 7.9 | 17.4 | 25.1 | 29.7 | 7000 | 482 |
| GLFSW6T-8N-S | 3/8 | 1/2 | 7.1 | 15.3 | 7.9 | 25.4 | 28.7 | 37.0 | 5400 | 372 |
| GLFSW8T-8N-S | 1/2 | 1/2 | 10.2 | 18.5 | 9.7 | 25.4 | 30.2 | 37.0 | 5400 | 372 |

PIPE TO TUBE SOCKET WELD

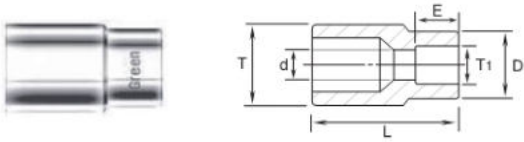
GUWSW



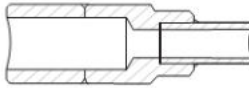
| Part Number | P Pipe Size | T Tube Socket OD | d mm | D mm | E mm | L mm | Working Pressure | |
|---------------|-------------------|---------------------------|---------|---------|---------|---------|------------------|-----|
| | | | | | | | psig | bar |
| GUWSW4P-4T-S | 1/4 | 1/4 | 4.6 | 13.7 | 7.1 | 22.4 | 9600 | 661 |
| GUWSW6P-6T-S | 3/8 | 3/8 | 7.1 | 15.3 | 7.9 | 26.2 | 7600 | 523 |
| GUWSW6P-8T-S | 3/8 | 1/2 | 10.2 | 18.5 | 9.7 | 27.9 | 6200 | 427 |
| GUWSW8P-4T-S | 1/2 | 1/4 | 4.6 | 12.2 | 7.1 | 28.4 | 7300 | 502 |
| GUWSW8P-6T-S | 1/2 | 3/8 | 7.1 | 15.3 | 7.9 | 28.4 | 7300 | 502 |
| GUWSW8P-8T-S | 1/2 | 1/2 | 10.2 | 18.5 | 9.7 | 30.2 | 6200 | 427 |
| GUWSW12P-6T-S | 3/4 | 3/8 | 7.1 | 15.3 | 7.9 | 38.1 | 6200 | 427 |
| GUWSW12P-8T-S | 3/4 | 1/2 | 10.2 | 18.5 | 9.7 | 38.1 | 6200 | 427 |

TUBE TO TUBE SOCKET WELD

GUTWSW



Tube to Tube



| Part Number | T Tube O.D | T1 Tube Socket O.D | d mm | D mm | E mm | L mm | Working Pressure | |
|-----------------|------------------|-----------------------------|---------|---------|---------|---------|------------------|-----|
| | | | | | | | psig | bar |
| GUTWSW 4T-2T-5 | 1/4 | 1/8 | 2.3 | 7.4 | 2.5 | 14.2 | 11800 | 813 |
| GUTWSW 6T-4T-5 | 3/8 | 1/4 | 4.6 | 12.2 | 7.1 | 19.1 | 7700 | 530 |
| GUTWSW 8T-4T-5 | 1/2 | 1/4 | 4.6 | 12.7 | 7.1 | 22.4 | 7000 | 482 |
| GUTWSW 8T-6T-5 | 1/2 | 3/8 | 8.1 | 15.7 | 7.9 | 22.4 | 7000 | 482 |
| GUTWSW 12T-8T-5 | 3/4 | 1/2 | 10.2 | 18.5 | 9.7 | 28.4 | 5900 | 406 |
| GUTWSW 16T-8T-5 | 1 | 1/2 | 10.2 | 18.5 | 9.7 | 35.1 | 5600 | 386 |

NOTE

All dimensions are in millimeters unless otherwise specified and only for reference. All dimensions are subject to change. All dimensions are subject to change. All the dimensions shown in this catalog are not for design purpose, but for reference only and the accuracy of information here is not the liability of our company.